

2022 Dakota County Newcomer Survey

Contents

1 Overall Results

17..... Highlights by Area/Country of Origin

17... Afghanistan

18... Benin, Eritrea, Ethiopia, Somalia, South Sudan, Sudan

19... Lao, Thailand, Vietnam

20... Mexico, Guatemala, Nicaragua

22..... Highlights by Time in the USA

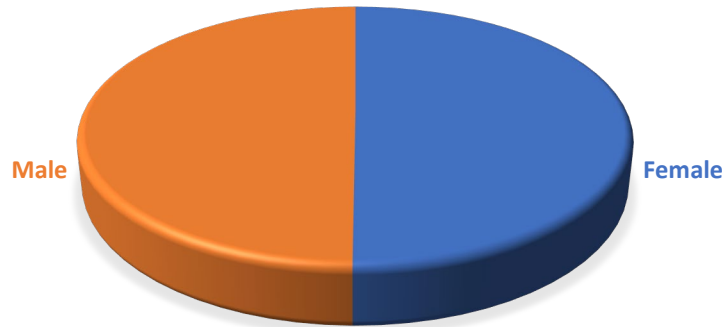
Overall Results

Total Number of Surveys: 379

Demographics

Gender of Participants

PARTICIPANT GENDER

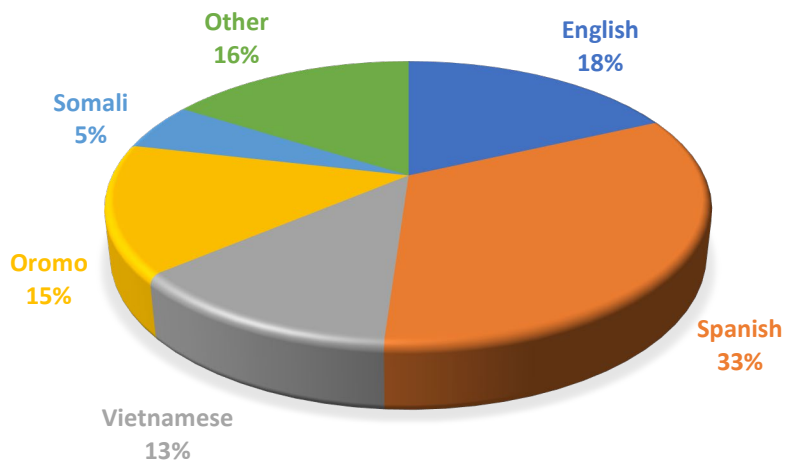


Female= 50.14%

Male= 49.86%

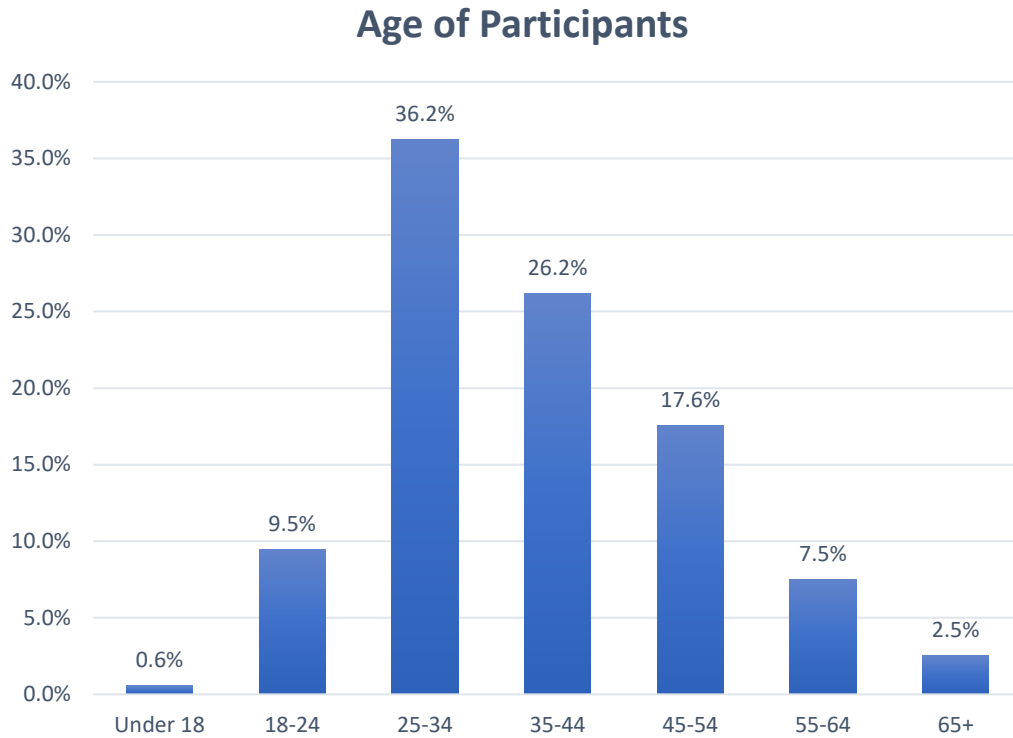
Language Used by Interviewer

LANGUAGE

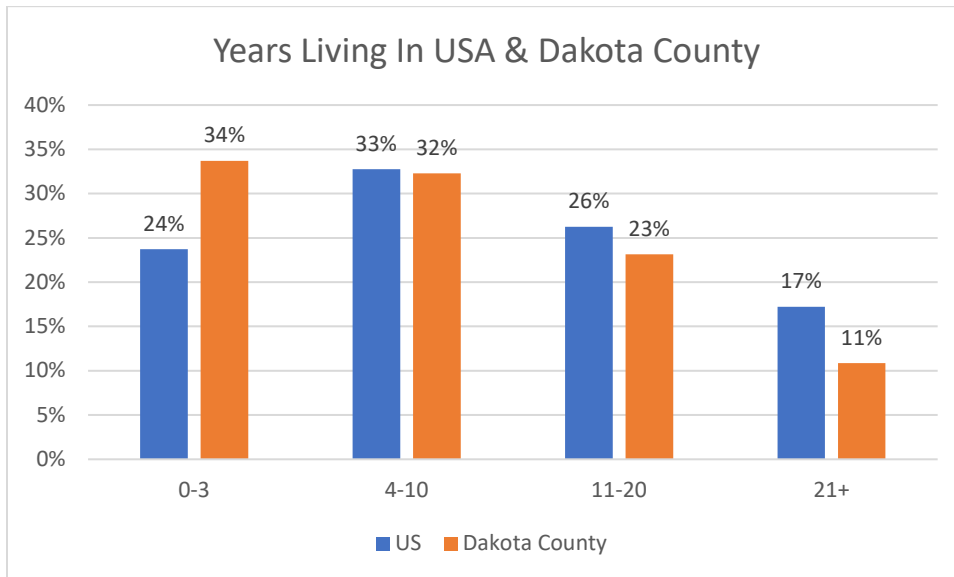


Other Includes: Amharic, Arabic, Dari, Lao, Pashto, Tigrinya

Age of Participants

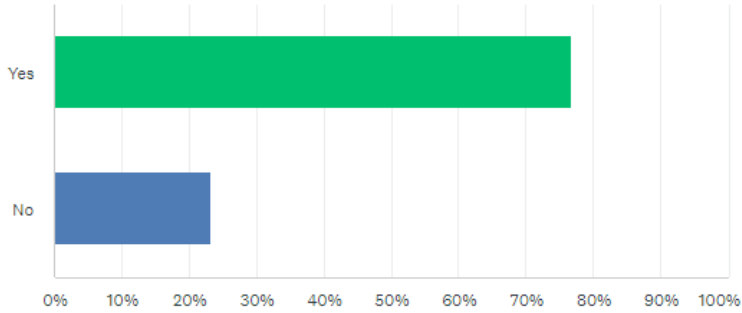


How many years have you lived in the USA/Dakota County?



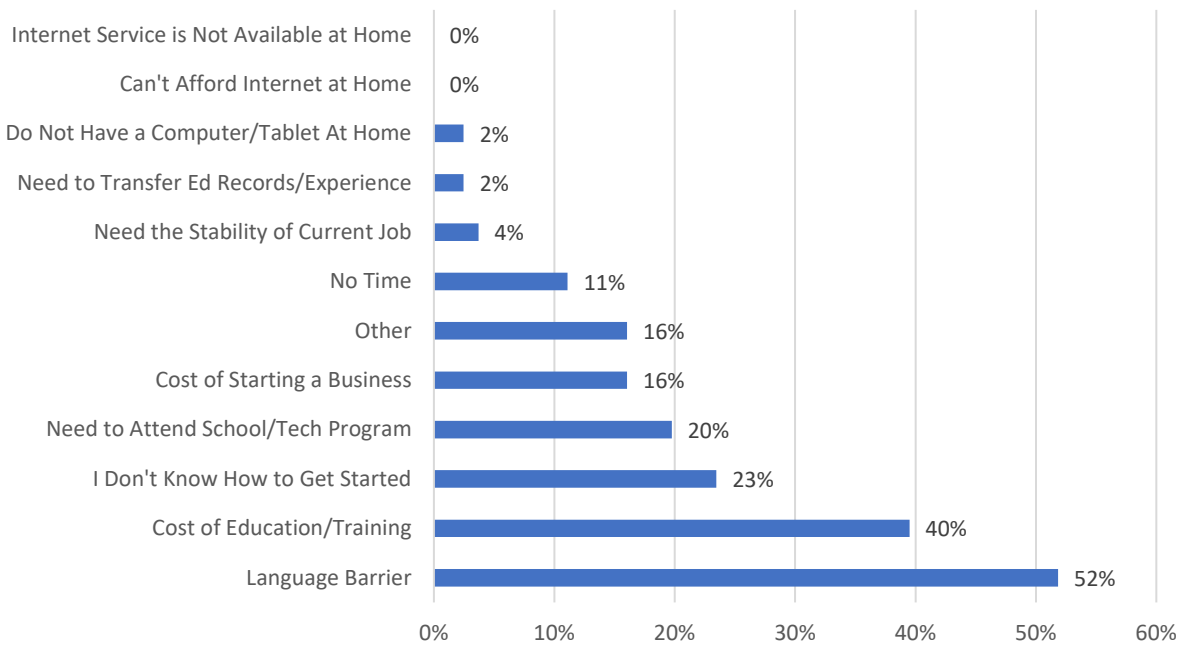
Work/Education

Are you doing the kind of work you would like to do?



ANSWER CHOICES	RESPONSES
Yes	76.86% 269
No	23.14% 81
TOTAL	350

What prevents you from doing so?

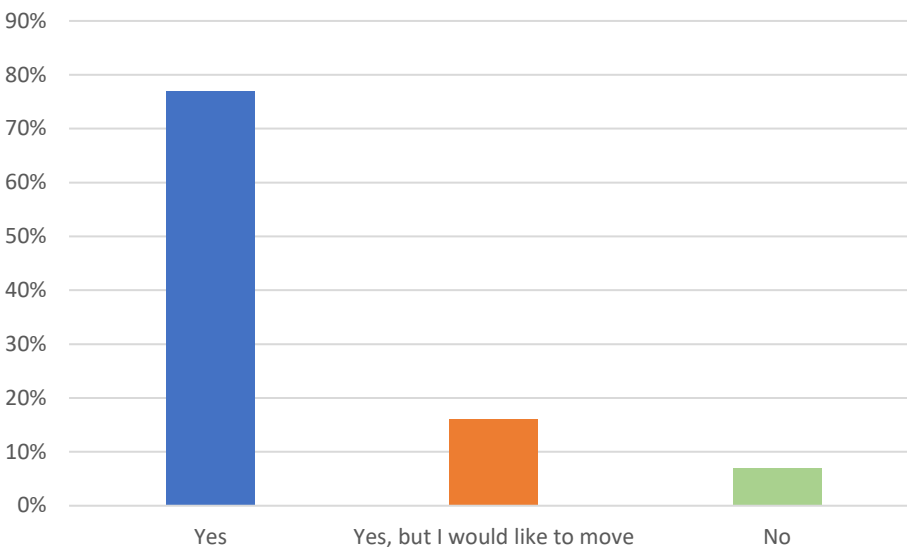


What prevents you from doing so? - “Other” Responses

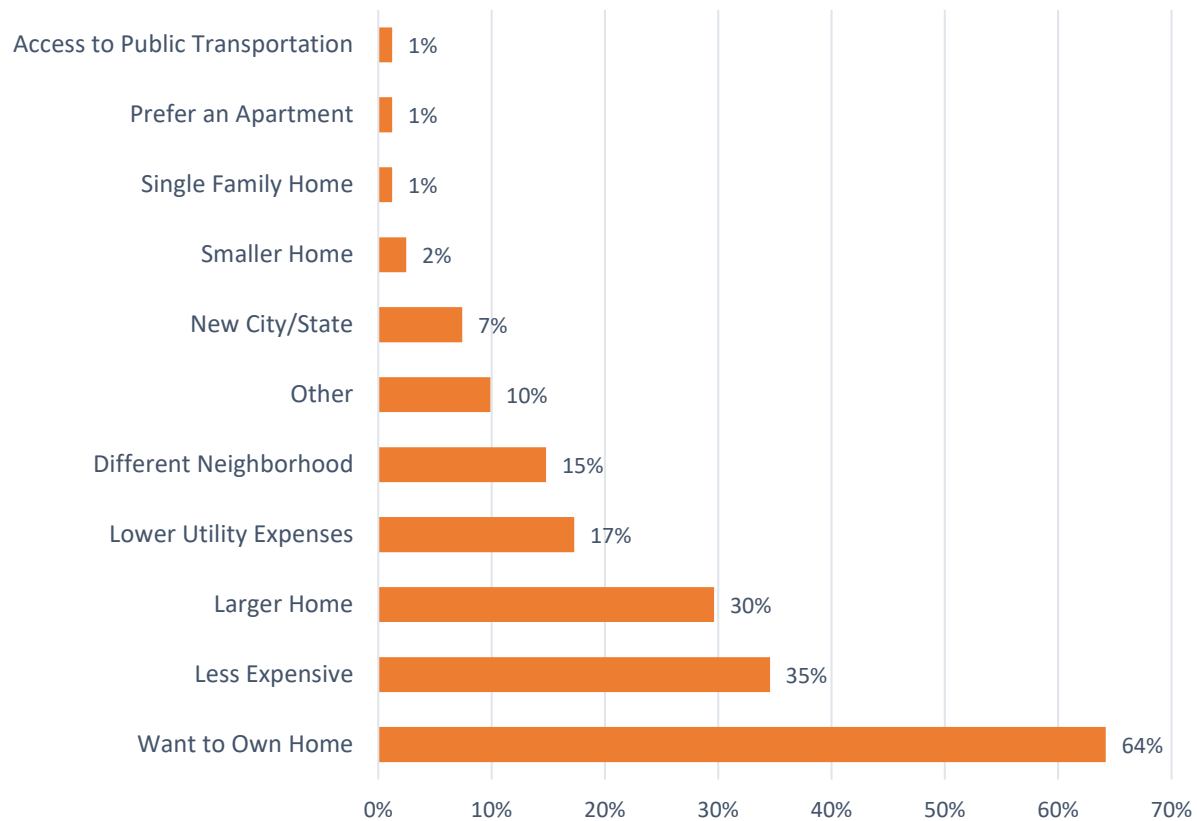
- *I can't afford to pay childcare for all my 5 kids*
- *I wanted to work in my own country*
- *I am home wife*
- *Do not work*
- *I am retired (x3)*
- *I need 2 more years of college to get my degree in elementary education*
- *I am a single mother and I need to take care of my children*
- *I would like to find an office job, but I need to prescribe more English*
- *Still attending college*
- *I would like to have my own business*
- *I would like to study interior design and I don't think that is offered in any colleges in the area*

Housing

Does your current housing meet your needs?



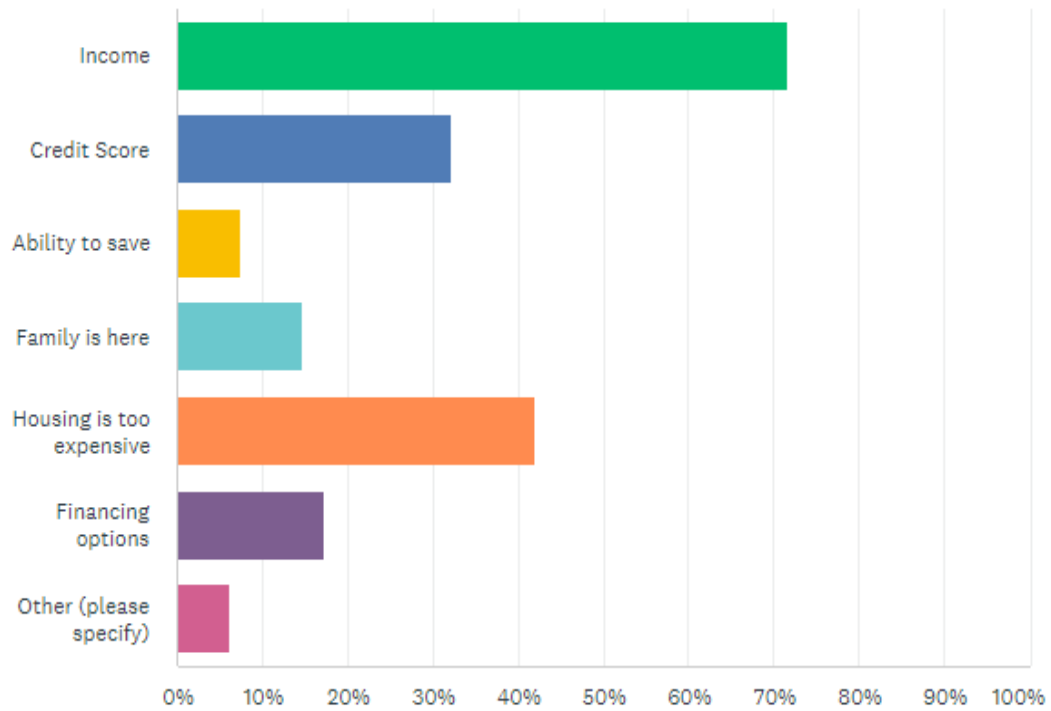
What do you hope for in a new home?



What do you hope for in a new home? - "Other" Responses

- *I would like to live in a paved road*
- *It's to old house that's why I want to change my house*
- *I live in a mobile home and would like to buy a house*
- *With a garage*
- *I would like to move to Iowa*
- *Laundry room on first floor*
- *Nicer home*
- *Move to a warmer place*

What is preventing you from moving?

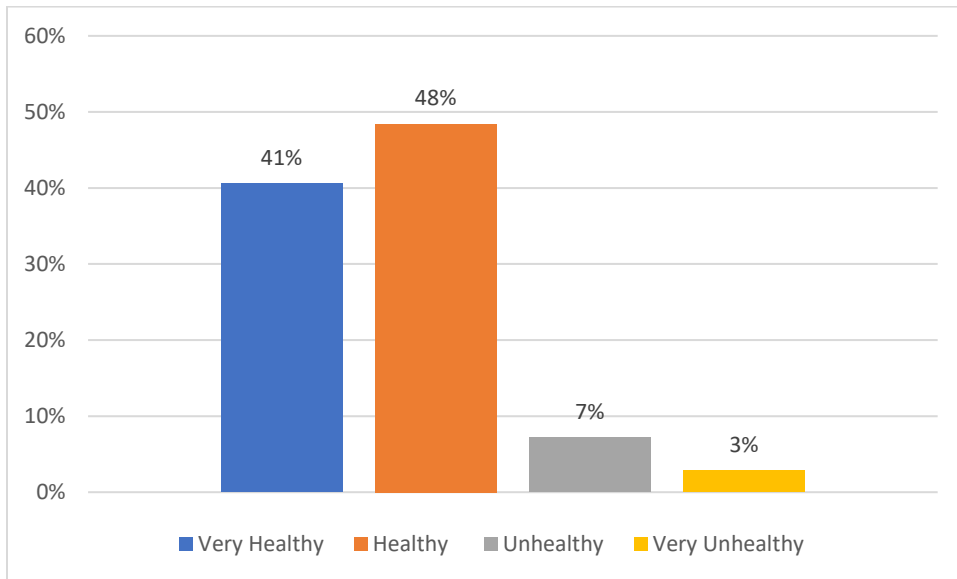


What is preventing you from moving? - "Other" Responses

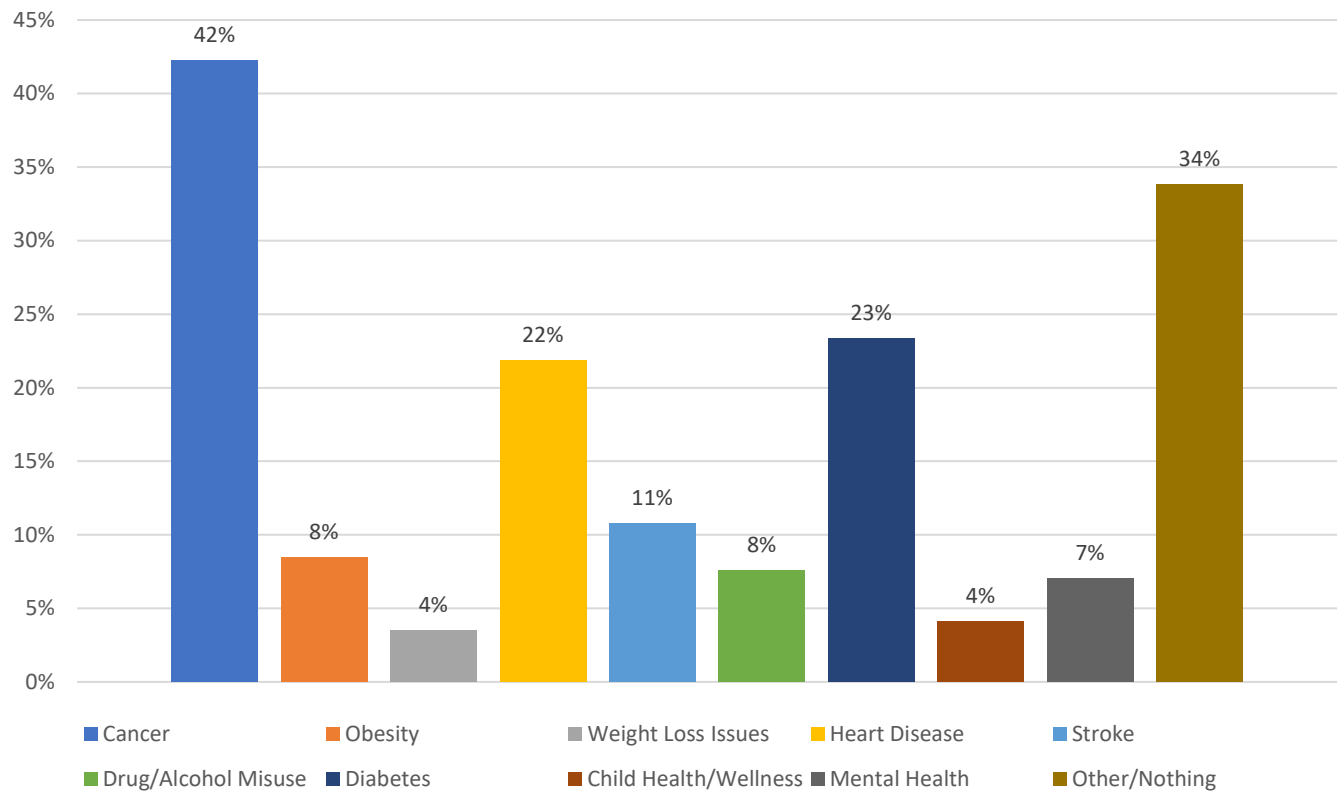
- *More building lot options*
- *I don't no*
- *Need job, can't find job I can do*
- *Not a lot of houses go for sale on the market*
- *The market is to expensive*

Health

How would you rate your own personal health?



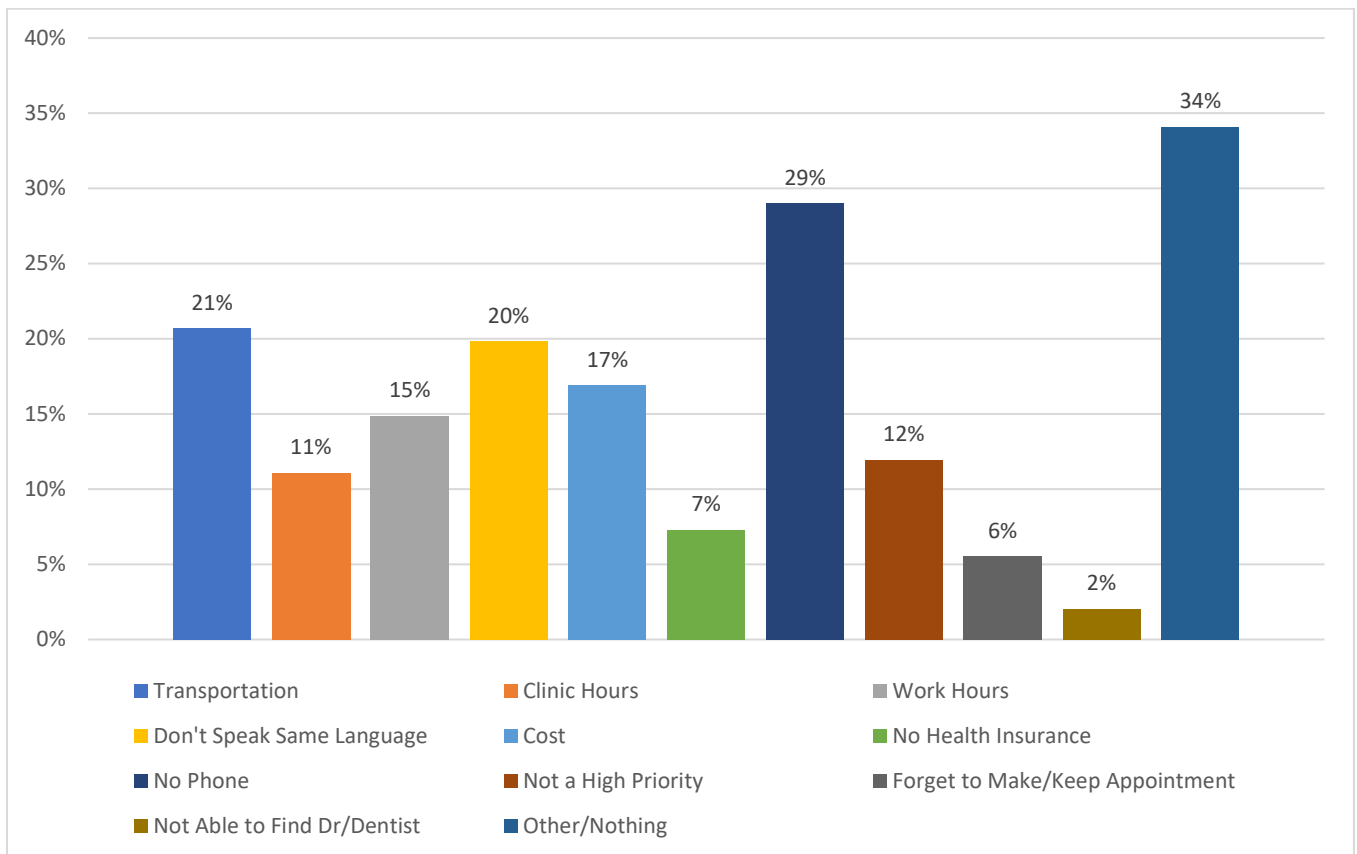
What worries you the most about your health or the health of your family?



What worries you the most about your health/family health- “Other” responses

- COVID-19 (x26)
- Epilepsy (x2)
- Backache
- Osteoporosis
- High Cholesterol
- Arthritis
- Hypertension
- Breast Cancer
- Kidney Disease
- I have other problems but I need health insurance so I can see a doctor
- Services are too expensive and insurances have high rates.

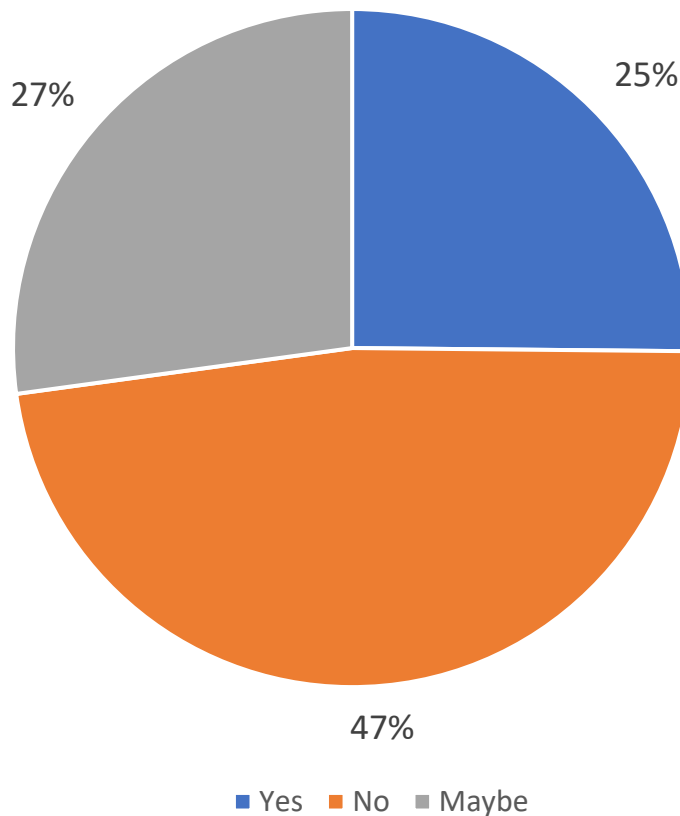
Which problems prevent you from going to the doctor when needed?



Which problems prevent you from going to the doctor? - Other Responses

- *I'm health but I can't drive car and I don't know how to call*
- *I don't have drivers licesnse and I don't have someone takes me to doctor*
- *I have family doctors keep eyes on me*
- *I would like to see more available Doctors*
- *My insurance does not cover enough*
- *When I feel that I have a serious desease I go to the doctor no Mather what.*
- *I go to my appointments event though the services are expensive*
- *Health insurance being to expensive*

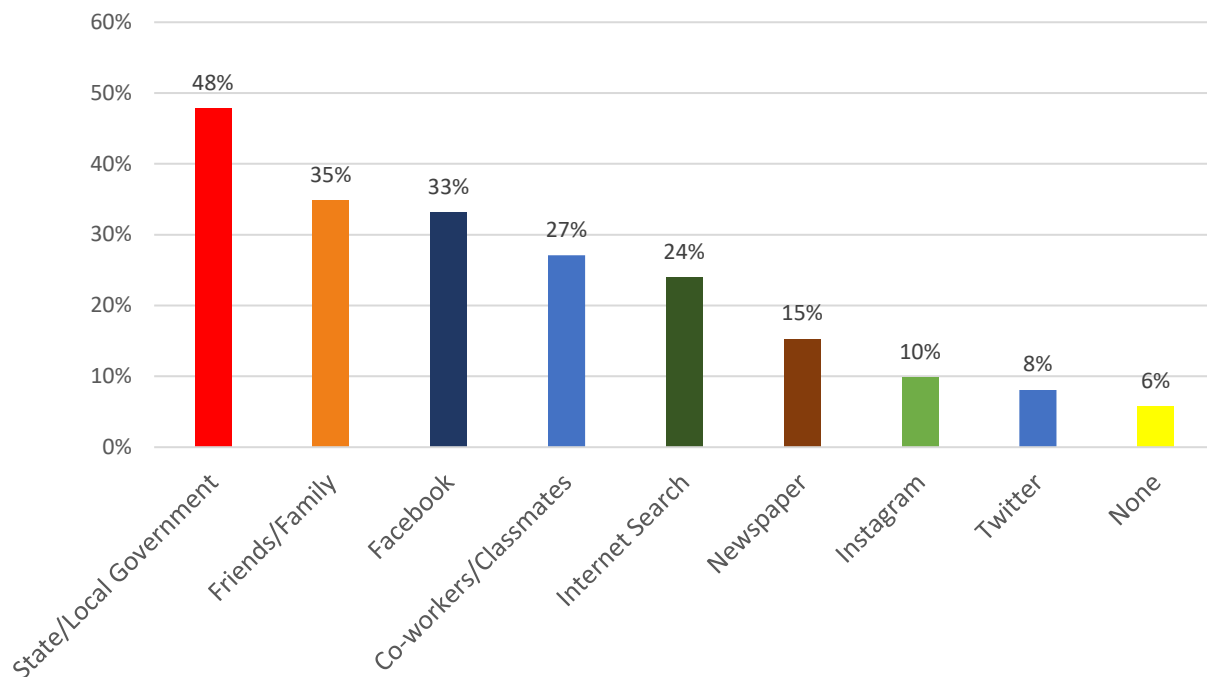
Would you participate in educational sessions regarding health-related topics?



Comments about proposed educational sessions:

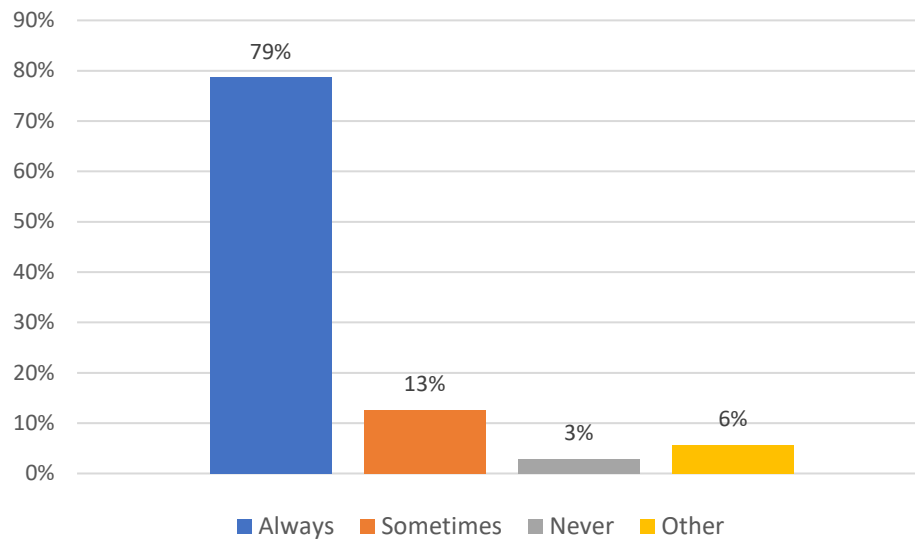
- In-person (X47)
- Online (x38)
- In Spanish
- Depending on what time
- If is according to my schedule
- I would like to learn about healthy eating. And prevention of drugs and alcohol.
- I would like to learn how to eat healthy in an easy way
- I would like training in Healthy eating
- Depends on the weather
- Weight loss program and fitness

Which of the following do you feel is the most trusted and accurate source for COVID-19 information?



Safety

I feel safe calling 911 for any emergency.

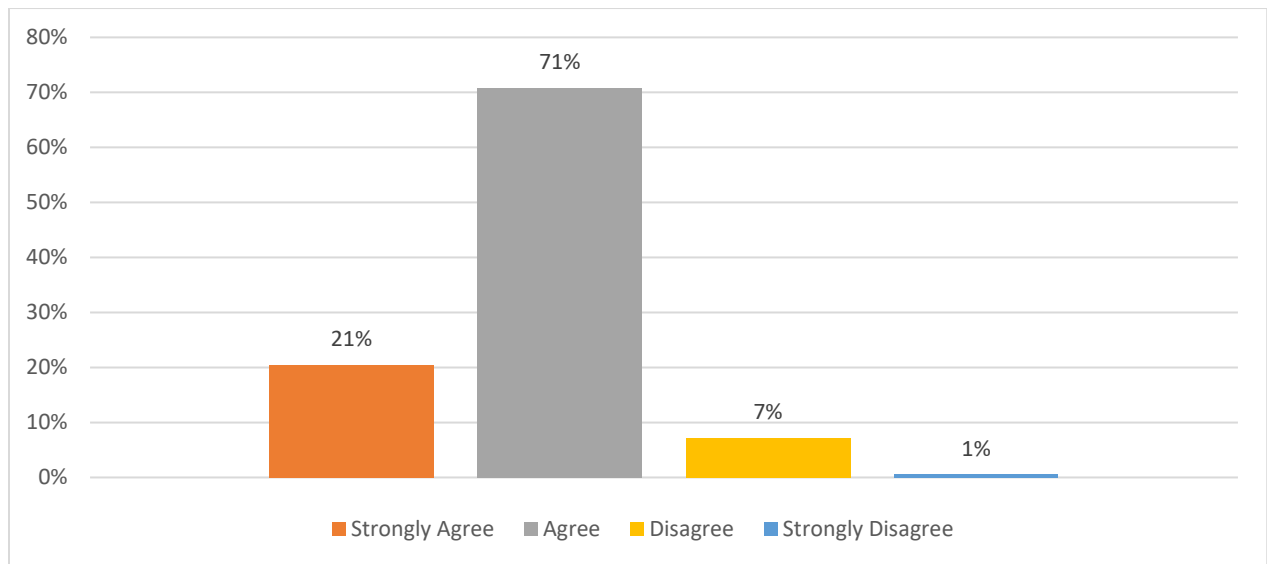


I feel safe calling 911 for any emergency- “Other” responses

- I don't know how to call
- I don't feel comfortable because I don't speak English
- I don't know I have never called
- No
- If is in Spanish yes
- I don't like to do that
- I have never called, but I would be if I needed to
- I have never called, but if needed I would.
- I have never needed
- Depends on the case
- I have never called
- I have never called, but I would if needed
- That is the only number I know when I have an emergency
- I have never called.
- I have never called
- I have never called, I am wondering if they have operators who speak English.
- I have never called, but I would if necessary.
- I have never call before, but I would if I needed services.
- I have never done it, but I would if I needed assistance.
- I have never needed to call, but I would be comfortable calling.

Quality of Life

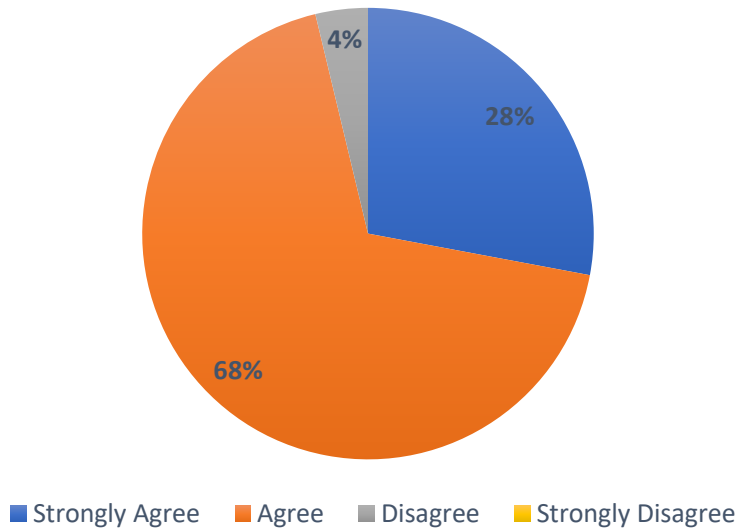
I have plenty of opportunities to take care of my physical health



I have plenty of opportunities to take care of my physical health- "Comments"

- We need more gyms
- No trails in Dakota City
- No community here
- I don't have community in this city
- We don't have a community here (x2)
- Parks and trails yes
- I would like to see more variety
- Special in the winter time
- I just need more motivation
- Not enough variety of gyms
- I would like to see more bike trails and parks to walk
- We need more places to walk in the winter time
- I would like an indoor place so people can walk
- I would like a gym in the Dakota City area
- We need more outside places
- An affordable gym membership would be helpful

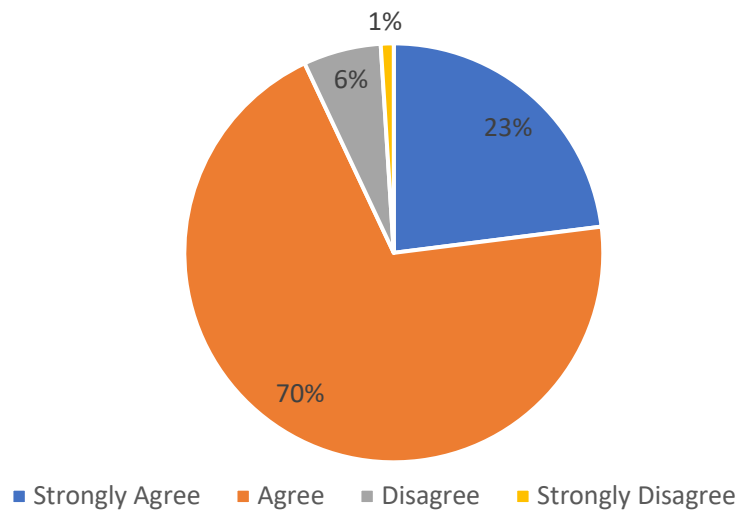
There are opportunities in my community to practice my faith



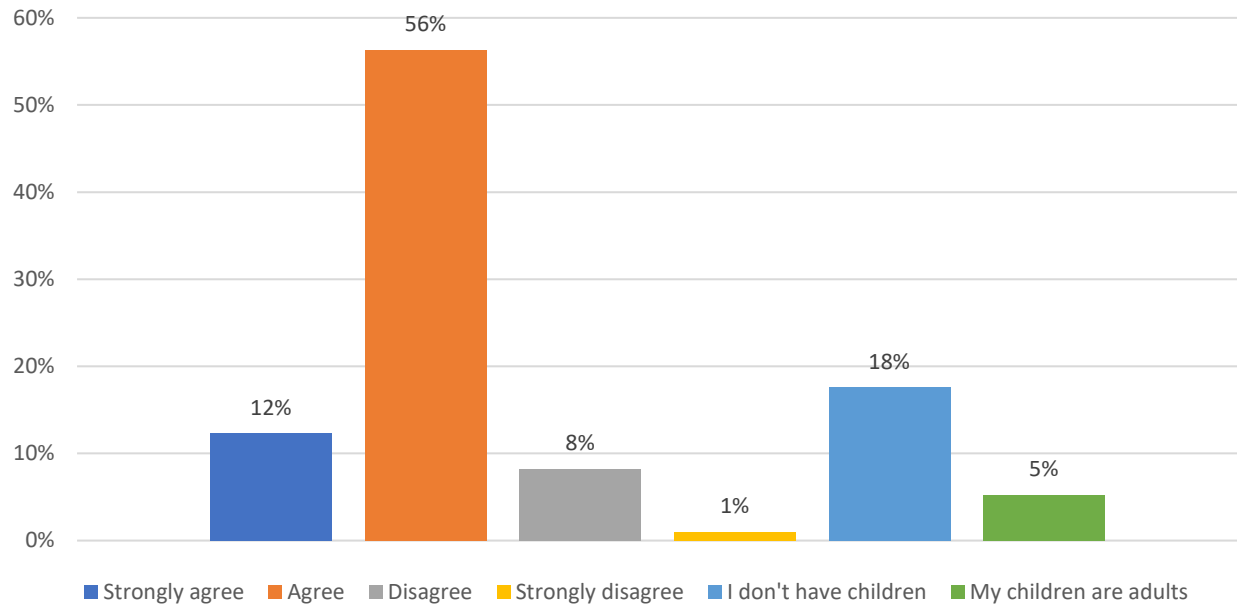
There are opportunities in my community to practice my faith- "Comments"

- I don't have community
- We don't have community here
- Nothing
- I would like to have more Catholic masses to attend
- I would like to have a Catholic Church in Dakota City where I can attend

There are opportunities to socialize of others of my same ethnicity



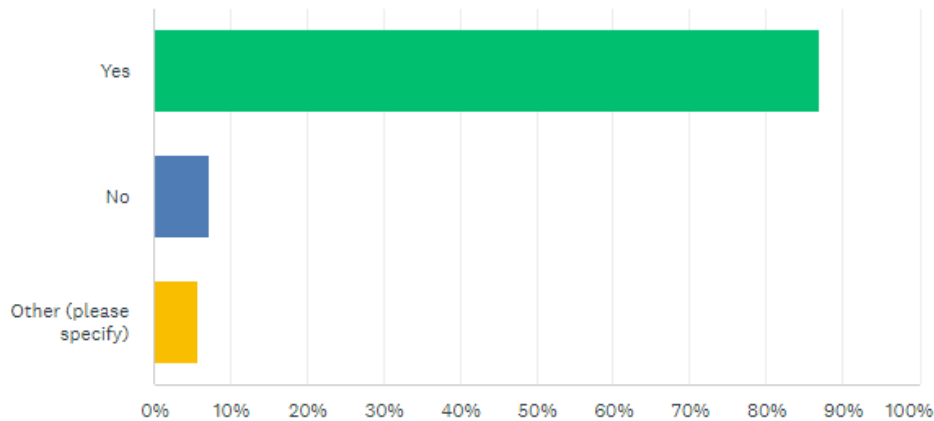
My children have plenty of opportunities to be involved in activities



Opportunity for children- "Comments"

- We need more activities for children
- I don't have children in USA (x2)
- We don't have a community
- We need more activities for kids
- I would like to see more activities to keep kids active outside of the house
- It is hard for me to take them to places because I don't drive
- I believe there are lots of opportunities for our kids to be involved in activities but sometimes the lack of knowledge of where to go to sign up prevents us from getting them involved. For example, my son loves to play baseball but I don't know if there is a baseball team where I can sign him up.
- I would like to have more activities for children
- I would like to see more opportunities for children to stay active in sports.
- My daughter is 2 years old.
- We need places for children where they can socialize and learn
- No time to take them to places and it is expensive
- There are, but cost too much
- We need more activities in our community where kids can do more physical activities.

Do you know who to call if you need help with anything?



Yes	86.92%
No	7.27%
Other (please specify)	Responses 5.81%

Do you know who to call if you need help with anything? - "Other" Responses

- Sometimes yes sometimes no
- Yes Health and Human Services
- My mom
- Just families help me
- I would like to know who
- I have few friends
- My husband (x2)
- My daughter and neighbors
- Beside my sons, I don't know who to call
- I don't know who to call about health questions in case I am not able to go to the hospital for not having insurance
- I have friends
- Community Center in Dakota City
- A friend or family
- Social worker and a friend
- A social worker
- My parents
- My friend
- Have questions about health
- Not if is about medical

Highlights- By Country of Origin

Afghanistan

Total Number of Surveys: 34

- 32 conducted in Pashto, 1 conducted in Pashto & Dari, 1 conducted in English
- All survey participants were males below the age of 44
- All have been in Dakota County less than 3 years

Highlights

- **65.71% of participants from Afghanistan are NOT doing the kind of work they would like.**
- The main barriers to their ideal type of jobs were:
 - Cost of Education/Training (81.82%)
 - Language Barrier (68.18%)
 - Cost of Starting a Business (27.27%)
 - Need the Stability of my Current Job (13.64%)
- When asked if their current housing meets their needs, 8.82% said “no” and 88.24% said “yes, but [I] would like to move.
- **100% of these participants shared that they would like to own a home and 54.55% of the participants said they want less expensive housing.**
- The main barriers preventing them from moving were:
 - Income (90.91%)
 - Credit Score (63.64%)
 - Housing is Too Expensive (42.42%)
 - Financing Options (27.27%)
- Cancer (97.06%) and Heart Disease (79.41%) were the top two areas of health concern, followed by Mental Health (17.65%) and Drug/Alcohol Abuse (14.71%).
- The top two barriers to accessing medical treatment were cited as transportation (100%), and Language Barrier (82.35%).
- Only 2.94% of these participants said they would attend educational sessions related to health topics (38.24% said “No” and 64.7% said “Maybe”).
- When asked for their most trusted sources for accurate Covid-19 information:
 - **Social Media: Facebook (94.12%),** Instagram (35.29%), Twitter (17.65%)
 - **Internet Search (64.71%)**
 - Friends and Family (41.18%)
 - Newspaper (32.35%)
 - State/Local Government (14.71%)
 - Coworkers/Classmates (5.88%)
- Most participants felt that they have plenty of opportunities to exercise (85.29%), practice their faith (97.06%), and socialize with others of the same ethnicity (97.06%).
- All participants knew who to call if they needed help with something, and a majority felt comfortable calling 911 (94.12%).

African Countries

Benin, Eritrea, Ethiopia, Somalia, South Sudan, Sudan

Total Number of Surveys: 99

- Surveys conducted in Oromo, English, Somali, Tigrenya, South Sudanese, Arabic, Amharic
- 49.49% male and 50.51% female
- Participants have been in the Dakota County for:
 - 0-3 Years (44.09%)
 - 4-10 Years (53.76%)
 - 11-20 Years (2.15%)
 - 21+ (0%)

Highlights

- 81.72% of respondents from African countries are doing the kind of work they want to do.
- The top barriers to their desired type of work:
 - “I don’t know how to get started”- 47.06%
 - Language Barrier- 17.65%
 - Need to attend college or technical training (17.65%)
- **14.13% of the respondents from African countries do not have housing that meets their needs and an additional 6.52% would like to move.** Of these respondents:
 - 50% would like to own their home
 - 40% would like a larger home
 - 15% would like less expensive housing
- The top cited barriers to moving were Income (70%) and “Family is here” (25%).
- 10.76% of respondents said they are “unhealthy” or “very unhealthy.”
- The main area of health worry is diabetes (10.87%)
- The main barriers to accessing healthcare are:
 - Cost (9.78%)
 - Transportation (6.52%)
 - Language Barrier (6.52%)
- 28.26% of participants said they would attend educational health sessions and 17.39% said they “maybe” would.
- When asked for their most trusted sources for accurate Covid-19 information:
 - Coworkers/Classmates (52.75%)
 - Facebook (45.05%)
 - Friends/Family (39.56%)
 - State/Local Government (24.18%)
- **Only 68.48% of participants always felt safe/comfortable calling 911 in an emergency.**
- 11.11% of participants shared that they do not have opportunities to practice their faith.
- 13.33% shared they do not have opportunities to socialize with others of the same ethnicity.
- 11.37% do not feel that their children have “plenty of opportunities” to be involved in activities.
- There were multiple comments on the need for neighborhood/community programs.

Southeast Asian Countries

Vietnam, Thailand, Lao

Total Number of Surveys: 71

- Surveys conducted in Vietnamese, English, Lao,
- 47.89% male and 52.11% female
- Participants have been in the Dakota County for:
 - 0-3 Years (26.76%)
 - 4-10 Years (40.85%)
 - 11-20 Years (12.68%)
 - 21+ (19.72%)

Highlights

- 98.59% of respondents from Southeast Asia are doing the kind of work they want to do.
- 95.77% shared that their current housing meets their needs, while 4.23% would like to move.
- The top hopes for a new home were: different neighborhood, home ownership, less expensive.
- **7.04% of participants shared that they were unhealthy or very unhealthy.**
- **The top health worries cited were:**
 - **Heart Disease (40.91%)**
 - **Stroke (33.33%)**
 - **Cancer (28.79%)**
 - Drug/Alcohol Abuse (12.12%)
 - Diabetes (10.61%)
 - Obesity (9.98%)
 - Weight Loss Issues (6.06%)
 - Child Health (3.03%)
- The main barriers cited to accessing healthcare:
 - Healthcare is not a high priority (39.39%)
 - Transportation (24.24%)
 - Work Hours (19.70%)
 - Forget to Make/Keep Appointments (13.64%)
 - Language Barrier (12.12%) & Cost (12.12%)
- **92.96% would NOT participate in health education sessions.**
- **Around 93% of participants shared that State/Local Government is the most trusted source for Covid-19 information. Social media sources were the least cited trusted sources (Facebook 14.08%, Twitter 2.82%, and Instagram 1.41%).**
- 83.10% of participants shared that they always feel comfortable calling 911 in an emergency, and 15.49% said they sometimes feel comfortable calling 911.
- 98.59% shared that they have opportunities to practice their faith and 97.18% said they have opportunities to socialize with others of the same ethnicity.
- **15.49% of participants do not know who to call if they need help with something.**
- There were multiple additional comments about the need for more community/cultural events

Latin American Countries

Mexico, Guatemala, Nicaragua

Total Number of Surveys: 146

- Surveys conducted in Spanish, English
- 39.04% male and 60.96% female
- Participants have been in the Dakota County for:
 - 0-3 Years (15.75%)
 - 4-10 Years (21.92%)
 - 11-20 Years (45.89%)
 - 21+ (16.44%)

Highlights

- **28.08% of Hispanic/Latinx respondents are NOT doing the kind of work they want to do.**
- **The top barriers to the participants' ideal jobs were cited as:**
 - **Language Barrier (56.10%)**
 - **Cost of Education/Training (31.71%)**
 - **Need to Attend College/Technical Training (31.71%)**
 - "I don't know how to get started" (19.51%)
 - No time (17.07%)
 - Cost of starting a business (14.63%)
- 4.83% shared that their current housing doesn't meet their needs and an additional 12.41% shared that they would like to move.
- Of those who want new housing, 52% want a larger home, 32% want lower utility expenses, and 28% would like to own a home.
- The top barriers to moving were:
 - Expense (76%)
 - Income (48%)
 - Ability to Save (20%) & Family is Here (20%)
 - Credit Score (16%) & Financing Options (16%)
- **13.79% of Hispanic/Latinx respondents said they are "Unhealthy" or "Very Unhealthy"**
- The top areas of health worry are Cancer (60%), Diabetes (42.07%), Mental Health (12.41%), Obesity (11.72%), and Heart Disease (9.66%). Many respondents also made an additional comment that they are concerned about Covid-19!
- The top barriers to accessing healthcare:
 - Cost (24.14%)
 - Work Hours (22.07%)
 - Clinic Hours (17.93%) & Language Barriers (17.93%)
 - No Health Insurance (16.55%)
- **39.31% said they would participate in educational health sessions and 37.24% said "maybe."**
 - Many comments clarified that they would like the sessions to be in Spanish
 - 28.97% would prefer in-person sessions and 24.83% would prefer online sessions

- Hispanic/Latinx participants' top trusted sources for Covid-19 information:
 - State/Local Government (46.21%)
 - Friends/Family (26.21%)
 - Facebook (21.38%)
 - Internet Search (18.62%)
 - Co-Workers/Classmates (13.79%)
- 78.62% always feel comfortable calling 911 in an emergency, and 8.28% sometimes feel do.
 - Two comments referenced potential language barrier
- 9.66% do not feel there are enough opportunities to take care of physical health in the area.
- 99.31% shared that they have opportunities to practice their faith
- 6.21% do not feel there are opportunities to socialize with others of the same ethnicity.
- 11.03% do not feel there are enough opportunities for their children to be involved in activities.
 - Some comments acknowledged that opportunities exist, but they may not be accessible/affordable.
- 83.33% shared that they know who to call if they need help with something.

Highlights by Time in the USA

Job Satisfaction:

- **64.29% of those who have been living in the USA for 3 years or less are doing the kind of work they want to do.**
- 80.83% of those who have been living in the USA for 4+ years are doing the kind of work they want to do.
- The top career barriers for those who have been living in USA for 3 years or less:
 - Cost of Education/Training (66.67%)
 - Language Barrier (56.67%)
 - "I Don't Know How to Get Started" (23.33%)
 - Cost of Starting a Business (23.33%)
- The top career barriers for those who have been living in USA for 4+ years:
 - Language Barrier (49.02%)
 - Need to Attend College/Tech Program (25.49%)
 - Cost of Education/Training (23.53%)
 - No Time (13.73%)
 - Cost of Starting a Business (11.76%)

Housing:

- **52.38% of those in the USA 3 years or less feel their current housing meets their needs.**
 - Top Barriers to Moving:
 - Income (87.50%)
 - Credit Score (55.00%)
 - Expense of Housing (40.00%)
 - Financing Options (22.50%)
- 84.85% of those in the USA for 4+ years feel their current housing meets their needs.
 - Top Barriers to Moving:
 - Income (56.10%)
 - Expense of Housing (43.90%)
 - Family is Here (29.27%)
 - Ability to Save (14.63%)

Health:

- **Top Barriers to Accessing Healthcare for those in the USA 3 years or less:**
 - **Transportation (47.62%)**
 - **Language Barrier (38.10%)**
 - **Cost (17.86%)**
- Top Barriers to Accessing Healthcare for those in the USA 4+ years:
 - Cost (16.60%)
 - Work Hours (16.22%)
 - Language Barrier (13.90%)

- 53.57% of those who have been in the USA 3 years or less would NOT participate in educational health sessions. 45.45% of those who have been in the USA 4+ years would NOT participate in educational health sessions.
- **Top trusted sources for Covid-19 information for those in the USA for 3 years or less:**
 - **Facebook (65.48%)**
 - Friends/Family (45.24%)
 - Internet Search (41.67%)
 - State/Local Government (33.33%)
- **Top trusted sources for Covid-19 information for those in the USA for 4+ years:**
 - **State/Local Government (52.47%)**
 - Friends/Family (31.56%)
 - Co-Workers/Classmates (27.38%)
 - Facebook (22.81%)

Safety:

- 92.86% of those who have been in the USA 3 years or less know who to call if they need help with something.
- **85% of those who have been in the USA 4+ years know who to call if they need help with something.**